

**Curriculum Planning,  
Delivery and Evaluation**

# **Academic Calender**

# **Academic Calender**

**AY 2020-2021**



## ARMY COLLEGE OF DENTAL SCIENCES

Chennapur –CRPF Road , Jai Jawaharnagar Post, Secunderabad – 500 087, Telangana

Ph: +914029708384, 9347411942

Website: [www.acds.co.in](http://www.acds.co.in) Email : [army\\_c@rediffmail.com](mailto:army_c@rediffmail.com)

NAAC Accredited 'A' & Certified ISO 9001 : 2015 & ISO 14001 : 2015

**NAME OF COURSE/PROGRAMME: BDS**

**YEAR OF COURSE/PROGRAMME: I BDS**

### ACADEMIC CALENDER 2020-21

TERM	ACTIVITY	DATE	TOTAL DAYS	SUNDAY	PUBLIC HOLIDAY	VACATION	WORKING DAYS
FIRST TERM	Start of teaching of 1 <sup>st</sup> TERM	1-6-21	97	14	5	-	78
	First Term Teaching	1-6-21 to 5-09-21					
	First Internal Examinations	5-09-21 to 08-09-21	04	1	1	-	02
	<b>Total</b>		<b>101</b>	<b>15</b>	<b>6</b>	<b>-</b>	<b>80</b>
SECOND TERM	Start of teaching of 2nd TERM	9-09-21	29	4	3	-	22
	Second Term Teaching part -1	9-09-21 to 07-10-21					
	Second Term Teaching part -2	08-10-21 to 07-11-21	31	5	5	-	21
	2 <sup>nd</sup> Internal Examinations	8-11-21 to 16-11-21	09	1	-	-	8
	Second Term Teaching part -3	17-11-21 to 15-12-21	29	4	2	-	23
	<b>Total</b>		<b>89</b>	<b>14</b>	<b>10</b>	<b>-</b>	<b>74</b>
THIRD TERM	Start of teaching of 3rd TERM	16-12-21	32	5	4	-	23
	Third Term Teaching part -1	16-12-21 to 16-1-22					
	3rd Internal Examinations	17-1-22 to 23-1-22	07	1	-	-	06
	Revision Classes	24-1-22 to					
	End of Teaching of 3 <sup>rd</sup> Semester				-	-	
	Preparatory Leaves		-	-	-	-	-
	Final Examinations						
	<b>Total</b>		<b>39</b>	<b>06</b>	<b>04</b>	<b>-</b>	<b>29</b>
<b>FINAL TOTAL</b>			<b>229</b>	<b>35</b>	<b>20</b>	<b>-</b>	<b>183</b>





## ARMY COLLEGE OF DENTAL SCIENCES

Chennapur –CRPF Road , Jai Jawaharnagar Post, Secunderabad – 500 087, Telangana

Ph: +914029708384, 9347411942

Website: [www.acds.co.in](http://www.acds.co.in) Email : [army\\_c@rediffmail.com](mailto:army_c@rediffmail.com)

NAAC Accredited 'A' & Certified ISO 9001 : 2015 & ISO 14001 : 2015

**NAME OF COURSE/PROGRAMME: BDS**

**YEAR OF COURSE/PROGRAMME: II BDS**

### ACADEMIC CALENDER 2020-21

TERM	ACTIVITY	DATE	TOTAL DAYS	SUNDAY	PUBLIC HOLIDAY	VACATION	WORKING DAYS
FIRST TERM	Start of teaching of 1 <sup>st</sup> TERM	1-6-21	61	8	1	-	52
	First Term Teaching	1-6-21 to 31-07-21					
	First Internal Examinations		-	-	-	-	-
	<b>Total</b>		<b>61</b>	<b>8</b>	<b>1</b>	<b>-</b>	<b>52</b>
SECOND TERM	Start of teaching of 2nd TERM	1-08-21	68	10	7	-	51
	Second Term Teaching part -1	1-08-21 to 07-10-21					
	Second Term Teaching part -2	08-10-21 to 07-11-21	31	5	5	-	21
	2 <sup>nd</sup> Internal Examinations	8-11-21 to 18-11-21	11	1	-	-	10
	Second Term Teaching part -3	19-11-21 to 15-12-21	27	4	1	-	22
	<b>Total</b>		<b>137</b>	<b>20</b>	<b>13</b>	<b>-</b>	<b>104</b>
THIRD TERM	Start of teaching of 3rd TERM	16-12-21	42	6	5	-	31
	Third Term Teaching part -1	16-12-21 to 26-1-22					
	3rd Internal Examinations	27-1-22 to 8-2-22	13	2	-	-	11
	Revision Classes	8-2-22 to					
	End of Teaching of 3 <sup>rd</sup> Semester				-	-	
	Preparatory Leaves		-	-	-	-	-
	Final Examinations						
<b>Total</b>		<b>55</b>	<b>8</b>	<b>05</b>	<b>-</b>	<b>42</b>	
<b>FINAL TOTAL</b>			<b>253</b>	<b>36</b>	<b>19</b>	<b>-</b>	<b>198</b>



## ARMY COLLEGE OF DENTAL SCIENCES

Chennapur –CRPF Road , Jai Jawaharnagar Post, Secunderabad – 500 087, Telangana

Ph: +914029708384, 9347411942

Website: [www.acds.co.in](http://www.acds.co.in) Email : [army\\_c@rediffmail.com](mailto:army_c@rediffmail.com)

NAAC Accredited 'A' & Certified ISO 9001 : 2015 & ISO 14001 : 2015

**NAME OF COURSE/PROGRAMME: BDS**

**YEAR OF COURSE/PROGRAMME: III BDS**

### ACADEMIC CALENDER 2020-21

TERM	ACTIVITY	DATE	TOTAL DAYS	SUNDAY	PUBLIC HOLIDAY	VACATION	WORKING DAYS
FIRST TERM	Start of teaching of 1 <sup>st</sup> TERM	1-6-21	100	14	5	-	81
	First Term Teaching	1-6-21 to 08-09-21					
	First Internal Examinations	-	-	-	-	-	-
	<b>Total</b>		<b>100</b>	<b>14</b>	<b>5</b>	<b>-</b>	<b>81</b>
SECOND TERM	Start of teaching of 2nd TERM	9-09-21	29	4	3	-	22
	Second Term Teaching part -1	9-09-21 to 07-10-21					
	Second Term Teaching part -2	08-10-21 to 21-11-21	45	7	6	-	32
	2 <sup>nd</sup> Internal Examinations	22-11-21 to 29-11-21	08	1	-	-	7
	Second Term Teaching part -3	30-11-21 to 15-12-21	16	2	-	-	14
	<b>Total</b>		<b>98</b>	<b>14</b>	<b>9</b>	<b>-</b>	<b>75</b>
THIRD TERM	Start of teaching of 3rd TERM	16-12-21	95	14	6	-	75
	Third Term Teaching part -1	16-12-21 to 20-3-22					
	3rd Internal Examinations	21-3-22 to 28-3-22	08	1	-	-	07
	Revision Classes	28-3-22 to					
	End of Teaching of 3 <sup>rd</sup> Semester				-	-	
	Preparatory Leaves		-	-	-	-	-
	Final Examinations						
<b>Total</b>		<b>103</b>	<b>15</b>	<b>06</b>	<b>-</b>	<b>82</b>	
<b>FINAL TOTAL</b>			<b>301</b>	<b>43</b>	<b>20</b>	<b>-</b>	<b>238</b>





## ARMY COLLEGE OF DENTAL SCIENCES

Chennapur –CRPF Road , Jai Jawaharnagar Post, Secunderabad – 500 087, Telangana

Ph: +914029708384, 9347411942

Website: [www.acds.co.in](http://www.acds.co.in) Email : [army\\_c@rediffmail.com](mailto:army_c@rediffmail.com)

NAAC Accredited 'A' & Certified ISO 9001 : 2015 & ISO 14001 : 2015

**NAME OF COURSE/PROGRAMME: BDS**


**YEAR OF COURSE/PROGRAMME: IV BDS**

### ACADEMIC CALENDER 2020-21

TERM	ACTIVITY	DATE	TOTAL DAYS	SUNDAY	PUBLIC HOLIDAY	VACATION	WORKING DAYS
FIRST TERM	Start of teaching of 1 <sup>st</sup> TERM	1-6-21	97	14	5	-	78
	First Term Teaching	1-6-21 to 5-09-21					
	First Internal Examinations	5-09-21 to 08-09-21	04	1	1	-	02
	<b>Total</b>		<b>101</b>	<b>15</b>	<b>6</b>	<b>-</b>	<b>80</b>
SECOND TERM	Start of teaching of 2nd TERM	9-09-21	29	4	3	-	22
	Second Term Teaching part -1	9-09-21 to 07-10-21					
	Second Term Teaching part -2	08-10-21 to 21-11-21	45	7	6	-	32
	2 <sup>nd</sup> Internal Examinations	22-11-21 to 25-11-21	04	-	-	-	4
	Second Term Teaching part -3	26-11-21 to 15-12-21	20	3	-	-	17
	<b>Total</b>		<b>98</b>	<b>14</b>	<b>9</b>	<b>-</b>	<b>75</b>
THIRD TERM	Start of teaching of 3rd TERM	16-12-21	47	7	5	-	35
	Third Term Teaching part -1	16-12-21 to 31-1-22					
	3rd Internal Examinations	01-2-22 to 04-2-22	04	-	-	-	04
	Revision Classes	04-2-22 to					
	End of Teaching of 3 <sup>rd</sup> Semester				-	-	
	Preparatory Leaves		-	-	-	-	-
	Final Examinations						
<b>Total</b>		<b>51</b>	<b>07</b>	<b>05</b>	<b>-</b>	<b>39</b>	
<b>FINAL TOTAL</b>			<b>250</b>	<b>36</b>	<b>20</b>	<b>-</b>	<b>194</b>

**Principal**



  
**PRINCIPAL**  
 Army College of Dental Sciences  
 Secunderabad-500 087.

**Academic Calender**  
**AY 2019-2020**





## ARMY COLLEGE OF DENTAL SCIENCES

Chennapur –CRPF Road , Jai Jawaharnagar Post, Secunderabad – 500 087, Telangana

Ph: +914029708384, 9347411942

Website: [www.acds.co.in](http://www.acds.co.in) Email : [army\\_c@rediffmail.com](mailto:army_c@rediffmail.com)

NAAC Accredited 'A'

### YEAR OF COURSE/PROGRAMME: I BDS

#### ACADEMIC CALENDER 2019-20

TERM	ACTIVITY	DATE	TOTAL DAYS	SUNDAY	PUBLIC HOLIDAY	VACATION	WORKING DAYS
FIRST TERM	Start of teaching of 1 <sup>st</sup> TERM	1-8-19	97	14	8	-	75
	First Term Teaching	1-8-19 to 5-11-19					
	First Internal Examinations	6-11-19 to 19-11-19	14	3	1	-	10
	<b>Total</b>		<b>111</b>	<b>17</b>	<b>9</b>	<b>-</b>	<b>85</b>
SECOND TERM	Start of teaching of 2 <sup>nd</sup> TERM	20-11-19	25	3	-	-	22
	Second Term Teaching part -1	20-11-19 to 14-12-19					
	Winter Vacation	15-12-19 to 31-12-19	17	-	-	17	
	Second Term Teaching part -2	1-1-20 to 15-3-20	47	7	3	-	37
	2 <sup>nd</sup> Internal Examinations	18-2-20 to 27-2-20	10	1	1	-	8
	Second Term Teaching part -3	28-2-20 to 15-3-20	17	3	1	-	13
	<b>Total</b>		<b>116</b>	<b>14</b>	<b>5</b>	<b>17</b>	<b>80</b>
THIRD TERM	Start of teaching of 3 <sup>rd</sup> TERM	16-3-2020	80	11	5	-	64
	Third Term Teaching part -1	16-3-20 to 3-6-20					
	3 <sup>rd</sup> Internal Examinations	4-6-20 to 16-6-20	13	2	-	-	11
	Revision Classes	17-6-20 to 24-6-20	8	1	-	-	7
	End of Teaching of 3 <sup>rd</sup> Semester	24-6-2020					
	Preparatory Leaves	25-6-20 to 5-7-20	-	-	-	11	-
	Final Examinations	6-7-20 to 24-7-20	19	2	-	-	17
	<b>Total</b>		<b>120</b>	<b>16</b>	<b>5</b>	<b>11</b>	<b>88</b>
<b>FINAL TOTAL</b>			<b>342</b>	<b>46</b>	<b>19</b>	<b>27</b>	<b>253</b>



## ARMY COLLEGE OF DENTAL SCIENCES

Chennapur –CRPF Road , Jai Jawaharnagar Post, Secunderabad – 500 087, Telangana

Ph: +914029708384, 9347411942

Website: [www.acds.co.in](http://www.acds.co.in) Email : [army\\_c@rediffmail.com](mailto:army_c@rediffmail.com)

NAAC Accredited 'A'

### YEAR OF COURSE/PROGRAMME: II BDS

#### ACADEMIC CALENDER 2019-20

TERM	ACTIVITY0	DATE	TOTAL DAYS	SUNDA Y	PUBLIC HOLIDAY	VACATION	WORKIN G DAYS
FIRST TERM	Start of teaching of 1 <sup>st</sup> TERM	1-8-19	97	14	9	-	74
	First Term Teaching	1-8-19 to 5-11-19					
	First Internal Examinations	6-11-19 to 23-11-19	18	2	1	-	17
	<b>Total</b>		<b>115</b>	<b>16</b>	<b>10</b>	<b>-</b>	<b>91</b>
SECOND TERM	Start of teaching of 2nd TERM	24-11-19	21	4	-	-	25
	Second Term Teaching part -1	24-11-19 to 14-12-19					
	Winter Vacation	15-12-19 to 31-12-19	17	3	2	17	-
	Second Term Teaching part -2	1-1-20 to 17-2-20	48	7	3	-	38
	2 <sup>nd</sup> Internal Examinations	18-2-20 to 03-3-20	17	2	1	-	14
	Second Term Teaching part -3	04-3-20 to 15-3-20	12	2	1	-	9
	<b>Total</b>		<b>115</b>	<b>18</b>	<b>7</b>	<b>17</b>	<b>86</b>
THIRD TERM	Start of teaching of 3rd TERM	16-3-2020	53	11	4	-	38
	Third Term Teaching part -1	16-3-20 to 07-5-20					
	3rd Internal Examinations	08-5-20 to 06-6-20	30	4	2	-	24
	Revision Classes	07-6-20 to 24-6-20	18	3	-	-	15
	End of Teaching of 3 <sup>rd</sup> Semester	24-6-2020					
	Preparatory Leaves	25-6-20 to 5-7-20	-	-	-	11	-
	Final Examinations	6-7-20 to 24-7-20	19	2	1	-	16
	<b>Total</b>		<b>120</b>	<b>20</b>	<b>7</b>	<b>11</b>	<b>93</b>
<b>FINAL TOTAL</b>			<b>350</b>	<b>54</b>	<b>24</b>	<b>28</b>	<b>270</b>





## ARMY COLLEGE OF DENTAL SCIENCES

Chennapur –CRPF Road , Jai Jawaharnagar Post, Secunderabad – 500 087, Telangana

Ph: +914029708384, 9347411942

Website: [www.acds.co.in](http://www.acds.co.in) Email : [army\\_c@rediffmail.com](mailto:army_c@rediffmail.com)

NAAC Accredited 'A'

**NAME OF COURSE/PROGRAMME: BDS**

**YEAR OF COURSE/PROGRAMME: III BDS**

### ACADEMIC CALENDER 2019-20

TERM	ACTIVITY	DATE	TOTAL DAYS	SUNDAY	PUBLIC HOLIDAY	VACATION	WORKING DAYS
FIRST TERM	Start of teaching of 1 <sup>st</sup> TERM	1-8-19	95	14	9	-	72
	First Term Teaching	1-8-19 to 3-11-19					
	First Internal Examinations	4-11-19 to 20-11-19	17	2	-	-	15
	<b>Total</b>		<b>112</b>	<b>16</b>	<b>9</b>	<b>-</b>	<b>87</b>
SECOND TERM	Start of teaching of 2nd TERM	21-11-19	24	3	-	-	21
	Second Term Teaching part -1	21-11-19 to 14-12-19					
	Winter Vacation	15-12-19 to 31-12-19	17	-	-	17	-
	Second Term Teaching part -2	1-1-20 to 23-2-20	54	8	5	-	41
	2 <sup>nd</sup> Internal Examinations	24-2-20 to 07-3-20	13	2	-	-	11
	Second Term Teaching part -3	08-3-20 to 15-3-20	8	2	1	-	7
	<b>Total</b>		<b>116</b>	<b>15</b>	<b>6</b>	<b>17</b>	<b>80</b>
THIRD TERM	Start of teaching of 3rd TERM	16-3-2020	80	11	6	-	64
	Third Term Teaching part -1	16-3-20 to 3-6-20					
	3rd Internal Examinations	4-6-20 to 11-6-20	08	1	-	-	11
	Revision Classes	12-6-20 to 24-6-20	13	2	-	-	7
	End of Teaching of 3 <sup>rd</sup> Semester	24-6-2020					
	Preparatory Leaves	25-6-20 to 5-7-20	-	-	-	11	-
	Final Examinations	6-7-20 to 24-7-20	19	2	1	-	17
	<b>Total</b>		<b>120</b>	<b>16</b>	<b>7</b>	<b>11</b>	<b>99</b>
<b>FINAL TOTAL</b>			<b>348</b>	<b>47</b>	<b>22</b>	<b>28</b>	<b>266</b>





## ARMY COLLEGE OF DENTAL SCIENCES

Chennapur –CRPF Road , Jai Jawaharnagar Post, Secunderabad – 500 087, Telangana

Ph: +914029708384, 9347411942

Website: [www.acds.co.in](http://www.acds.co.in) Email : [army\\_c@rediffmail.com](mailto:army_c@rediffmail.com)

NAAC Accredited 'A'

**YEAR OF COURSE/PROGRAMME: IV BDS**


### ACADEMIC CALENDER 2019-20

TERM	ACTIVITY	DATE	TOTAL DAYS	SUNDAY	PUBLIC HOLIDAY	VACATION	WORKING DAYS
FIRST TERM	Start of teaching of 1 <sup>st</sup> TERM	1-9-19	97	14	6	-	77
	First Term Teaching	1-9-19 to 6-12-19					
	First Internal Examinations	7-12-19 to 22-12-19	16	3	-	-	13
	<b>Total</b>		<b>113</b>	<b>17</b>	<b>6</b>	<b>-</b>	<b>90</b>
SECOND TERM	Start of teaching of 2nd TERM	23-12-19	23	3	4	-	16
	Second Term Teaching part -1	23-12-19 to 14-1-20					
	Winter Vacation	15-1-20 to 31-1-20	17	-	-	17	-
	Second Term Teaching part -2	1-2-20 to 04-3-20	33	5	1	-	27
	2 <sup>nd</sup> Internal Examinations	05-3-20 to 11-3-20	7	1	1	-	5
	Second Term Teaching part -3	12-3-20 to 21-3-20	10	1	-	-	9
	<b>Total</b>		<b>90</b>	<b>10</b>	<b>6</b>	<b>17</b>	<b>57</b>
THIRD TERM	Start of teaching of 3rd TERM	22-3-2020	72	11	6	-	55
	Third Term Teaching part -1	22-3-20 to 1-6-20					
	3rd Internal Examinations	2-6-20 to 27-6-20	26	3	-	-	23
	Revision Classes	28-6-20 to 14-7-20	17	3	-	-	14
	End of Teaching of 3 <sup>rd</sup> Semester	15-7-2020					
	Preparatory Leaves	15-7-20 to 25-7-20	11	-	-	11	-
	Final Examinations	26-7-20 to 20-8-20	26	4	4	-	18
	<b>Total</b>		<b>141</b>	<b>21</b>	<b>10</b>	<b>11</b>	<b>110</b>
<b>FINAL TOTAL</b>			<b>344</b>	<b>48</b>	<b>22</b>	<b>28</b>	<b>257</b>




Principal,  
PRINCIPAL  
Army College of Dental Sciences  
Secunderabad-500 087.

# **Teaching methodologies**

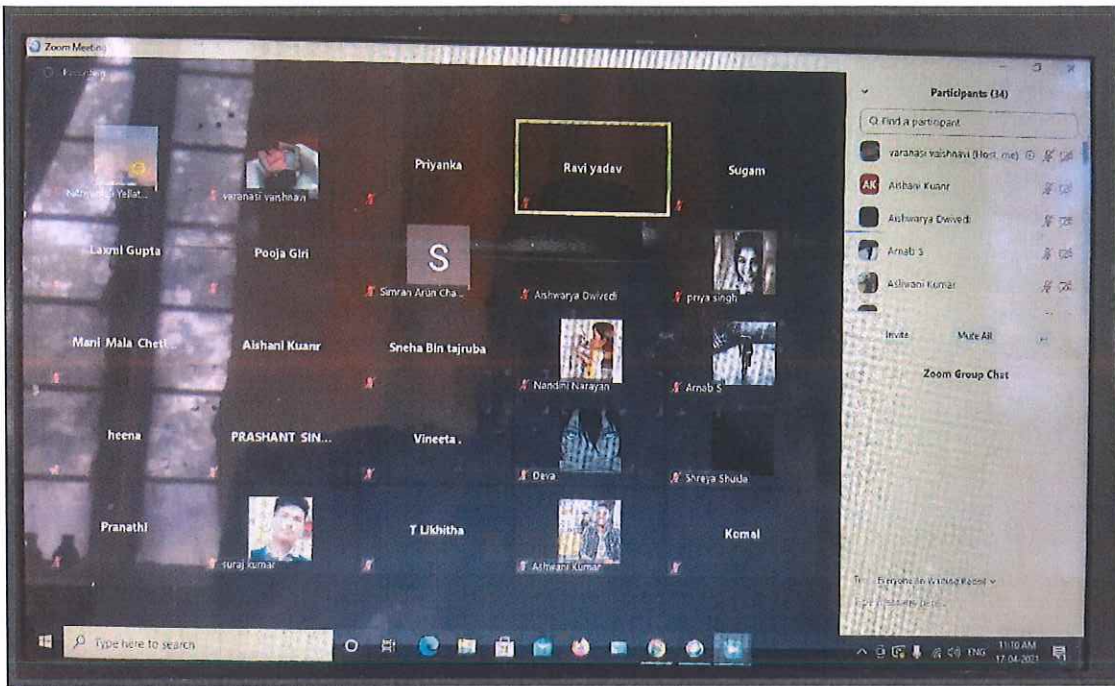


Pedogogy teaching methodology

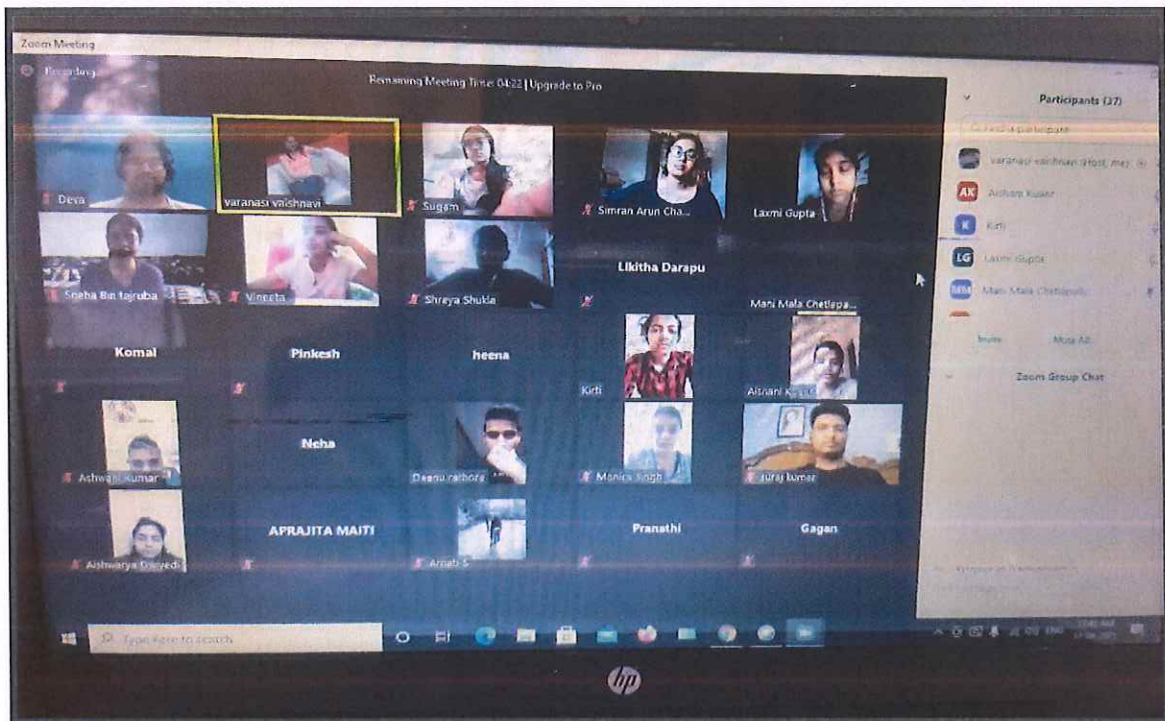


Pedogogy teaching methodology, Fig 2







Online Classes by Zoom Platform



Online Classes by Zoom Platform,



Demonstrations Of Clinical Skills Through Videos



Demonstrations Of Clinical Skills Through Videos





Situation-Based Learning Technique




Situation-Based Learning Technique





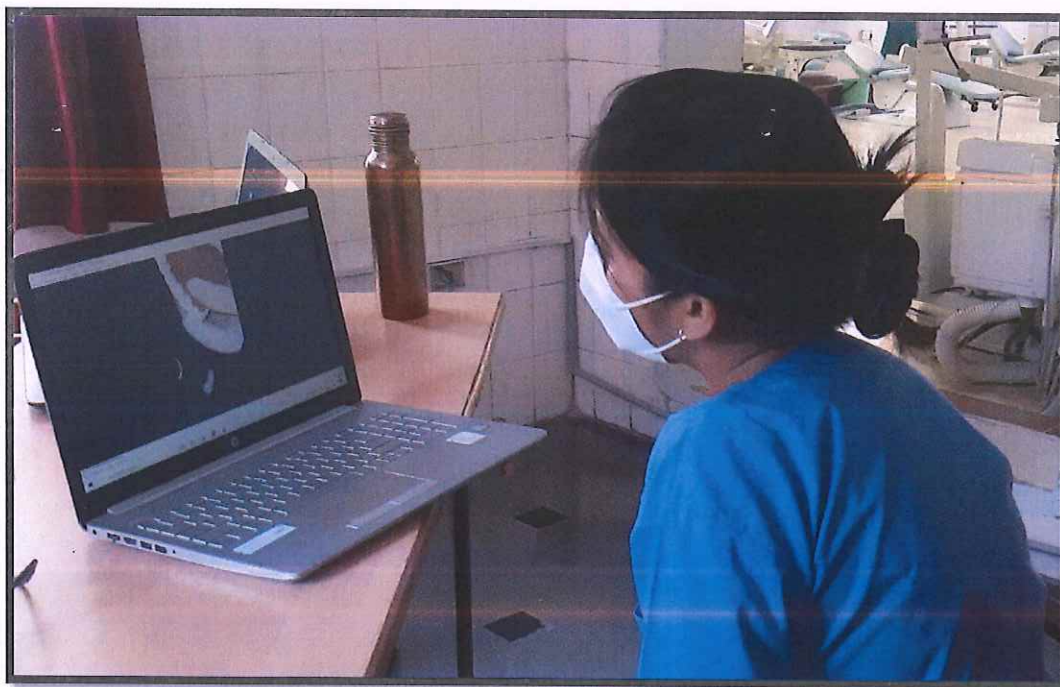
Simulation-Based Learning



Teach Back Learning Method




Personalized Teaching Sessions



Personalized Teaching Sessions



  
PRINCIPAL  
Army College of Dental Sciences  
Secunderabad-500 087.



# **Teaching Schedule and Lesson Plans**

**Teaching Schedule –  
Sample Document**





## ARMY COLLEGE OF DENTAL SCIENCES

Chennapur –CRPF Road , Jai Jawaharnagar Post, Secunderabad – 500 087, Telangana

Ph: +914029708384, 9347411942

Website: [www.acds.co.in](http://www.acds.co.in) Email : [army\\_c@rediffmail.com](mailto:army_c@rediffmail.com)

NAAC Accredited 'A' & Certified ISO 9001 : 2015 & ISO 14001 : 2015

### Teaching Schedule - 4<sup>th</sup> Bds Regular Batch (Ay 2019-2020)

DATE FROM -TO : 6-9-2019 to 29-5-2020

ACADEMIC YEAR : 2019-20

DEPARTMENT : Pedodontics and

DATE OF SUBMISSION : 9-8-2019

Preventive Dentistry

#### TERM - I


S.No	Date	Timings	Topic	Faculty
<u>September</u>				
1	6-9-2019	9:30AM – 10:30AM	Radiographic techniques	Dr. Shilpa. G
2	13-9-2019	9:30AM – 10:30AM	Digital radiographic diagnosis	Dr. Shilpa. G
3	20-9-2019	9:30AM – 10:30AM	Child psychology-I	Dr Santosh Kumar. CH
4	27-9-2019	9:30AM – 10:30AM	Child psychology-II	Dr Santosh Kumar. CH
<u>October</u>				
4	4-10-2019	9:30AM – 10:30AM	Fear and anxiety	Dr. Shilpa. G
5	11-10-2019	9:30AM – 10:30AM	Non pharmacological behavior management	Dr. Shilpa. G
6	18-10-2019	9:30AM – 10:30AM	Conscious sedation	Dr Santosh Kumar. CH
7	25-10-2019	9:30AM – 10:30AM	Behavior management of differently-abled child	Dr. Krishna Priya.V
<u>November</u>				
8	1-11-2019	9:30AM – 10:30AM	Diet and Nutrition	Dr. Shilpa. G

9	8-11-2019	9:30AM – 10:30AM	Diet counseling for the prevention of dental caries	Dr. Krishna Priya.V
10	15-11-2019	9:30AM – 10:30AM	Pit and fissure sealants	Dr Santosh Kumar. CH
11	22-11-2019	9:30AM – 10:30AM	Plaque control in children	Dr Santosh Kumar. CH
12	29-11-2019	9:30AM – 10:30AM	Plaque control in differently Abled child	Dr. Krishna Priya.V
<b><u>TERM II</u></b>				
<b><u>December</u></b>				
12	27-12-2019	9:30AM – 10:30AM	Fluorides	Dr Santosh Kumar. CH
<b><u>January</u></b>				
13	3-1-2020	9:30AM – 10:30AM	Oral habits	Dr. Shilpa. G
14	10-1-2020	9:30AM – 10:30AM	Preventive orthodontics	Dr Santosh Kumar. CH
<b><u>February</u></b>				
16	7-2-2020	9:30AM – 10:30AM	Interceptive Orthodontics	Dr Santosh Kumar. CH
17	14-2-2020	9:30AM – 10:30AM	Myofunctional Therapy	Dr Santosh Kumar. CH
18	28-2-2020	9:30AM – 10:30AM	Model Analysis	Dr. Shilpa. G
<b><u>March</u></b>				
19	13-3-2020	9:30AM – 10:30AM	Stainless steel crowns	Dr Santosh Kumar. CH
20	20-3-2020	9:30AM – 10:30AM	Anterior crowns in pediatric dentistry	Dr Krishnamurthy
<b><u>TERM III</u></b>				
21	27-3-2020	9:30AM – 10:30AM	Primary root canal morphology	Dr. Shilpa. G



<u>April</u>				
23	3-4-2020	9:30AM – 10:30AM	Pulp and peri apical diseases	Dr Krishnamurthy
22	17-4-2020	9:30AM – 10:30AM	Diagnostic Pulp testing	Dr. Mayuri Ganesh
24	24-4-2020	9:30AM – 10:30AM	Diagnostic Pulp testing-II	Dr. Mayuri Ganesh
<u>May</u>				
25	1-5-2020	9:30AM – 10:30AM	Endodontic Armamentarium	Dr Santosh Kumar. CH
26	8-5-2020	9:30AM – 10:30AM	Pulp therapy to vital tooth	Dr Krishnamurthy
27	15-5-2020	9:30AM – 10:30AM	Revision	Dr. Mayuri Ganesh
28	22-5-2020	9:30AM – 10:30AM	Revision	Dr. Shilpa. G
29	29-5-2020	9:30AM – 10:30AM	Revision	Dr Santosh Kumar. CH



  
**Principal**  
 PRINCIPAL  
 Army College of Dental Sciences  
 ecunderabad-500 087.

# **Lesson plan – Sample Document**





## ARMY COLLEGE OF DENTAL SCIENCES

Chennapur –CRPF Road , Jai Jawaharnagar Post, Secunderabad – 500 087, Telangana

Ph: +914029708384, 9347411942

Website: [www.acds.co.in](http://www.acds.co.in) Email : [army\\_c@rediffmail.com](mailto:army_c@rediffmail.com)

NAAC Accredited 'A' & Certified ISO 9001 : 2015 & ISO 14001 : 2015

**DATE FROM -TO** : 6-9-2019 to 29-5-2020 **ACADEMIC YEAR** : 2019-2020

**DEPARTMENT** : Pedodontics and

**DATE OF SUBMISSION** : 9-8-2019

Preventive Dentistry

### 4<sup>th</sup> Bds Regular Batch (Ay 2019-20)

#### TERM I

**Date** : 6/9/2019

**Faculty I/C:** Dr. Shilpa. G

**Title of lesson:** RADIOGRAPHIC TECHNIQUES

#### **Objectives:**

1. Must know about: Characteristic of an ideal radiograph  
X-ray machine, IOPA techniques
2. Good to know : radiographic protocol, radiation protection,  
Radiation infection control, sialography
3. Nice to know : Specialize radiography
- 4.

**Key points to cover:**

1. X- ray machine, characteristics of ideal radiograph
2. IOPA technique
3. OPG
4. Radiation protocol and protection
5. Radiation infection control
6. Sialography and specialized radiography
7. Behavioral consideration in pedodontic radiography

Planning :

Time	Subtopic	Assessment	Activity
10min	X-ray machine and characteristics of ideal radiograph	A & U	Ppt, videos
10min	IOPA	A & U	Ppt, videos
10min	OPG	A & U	Ppt, videos
10min	Radiation protocol, protection	A & U	Ppt, videos
10min	Radiation infection control	A & U	Ppt, videos
5min	Sialography	A & U	Ppt, videos
5min	Behavioral consideration in pedodontic radiography	A & U	Ppt, videos

A: Awareness: Recall, Viva Voce

U: Understanding: Charting(posters), Assignments, chairside discussions

P: Proficiency skills: Practical, Communication, written tests, independent work under observation

Date: 13/09/2019

Faculty I/C: Dr. Shilpa. G

**Title of the lesson:** DIGITAL RADIOGRAPHIC DIAGNOSIS

**Objectives:**

1. Must know about: Digital imaging , advantages and disadvantages  
RVG, MRI, CT, CBCT
2. Good to know about: Intraoral receptors
3. Nice to know about: Advancement of dental imaging

**Key points to be covered:**

1. Digital imaging advantages and disadvantages
2. Intraoral receptors
3. Principal of digital imaging
4. RVG
5. MRI
6. CT and CBCT
7. Advancement in dental imaging

**Planning :**

Time	subtopic	Assessment	Activity
05min	Digital imaging advantage and disadvantage	A	Ppt
10min	Intraoral receptors and principal of digital imaging	A & U	Ppt, videos
10min	RVG	A & U	Ppt, videos
10min	MRI	A & U	Ppt, videos
10min	CT and CBCT	A & U	Ppt, videos
5min	Advancement in dental imaging	A & U	Ppt, videos

A: Awareness: Recall, Viva Voce

U: Understanding: Charting(posters), Assignments, chairside discussions

P: Proficiency skills: Practicals, Communication, written tests, independent work under observatio



Date: 20/09/19

Faculty I/C: Dr. Santosh Kumar. CH

Title of lesson: CHILD PSYCHOLOGY-I

Objective:

1. Must know about: defination and aim of child psychology  
Classification of child psychology
2. Good to know about: Each theory in detail
3. Nice to know about: Approches in Psychology

Key points to covered:

1. Defination, aim and classification of child psychology
2. Psychosexual theory
3. Psychosocial theory
4. Theory of cognitive development
5. Classical conditioning theory
6. Operant conditioning theory
7. Social learning theory
8. Heirarchy of needs

Planning:

Time	Subtopic	Assessment	Activity
5min	Defination, aim and classification of theory of child psychology	A & P	Ppt, written test
10min	Psychosexual theory	A & P	Ppt , written test
5min	Psychosocial theory	A & P	Ppt, written test
10min	Theory of cognitive development	A & P	Ppt, written test
10min	Classical condition theory	A & P	Ppt, written test
10min	Operant condition theory	A & P	Ppt, written test
5min	Social learning theory	A & P	Ppt, written test
5min	Hierarchy of needs	A & P	Ppt, written test

A: Awareness: Recall, Viva Voce

U: Understanding: Charting(posters), Assignments, chairside discussions

P: Proficiency skills: Practicals, Communication, written tests, independent work under observation

Date : 27-9-2019 – Child psychology – part II

Date: 20/09/19

Faculty I/C: Dr. Santosh Kumar. CH

**Title of lesson:** CHILD PSYCHOLOGY-I

Objective:

4. Must know about: definition and aim of child psychology  
Classification of child psychology
5. Good to know about: Each theory in detail
6. Nice to know about: Approches in Psychology

Key points to covered:

9. Defination, aim and classification of child psychology
10. Psychosexual theory
11. Psychosocial theory
12. Theory of cognitive development
13. Classical conditioning theory
14. Operant conditioning theory
15. Social learning theory
16. Heirarchy of needs

Planning:

Time	Subtopic	Assessment	Activity
5min	Defination, aim and classification of theory of child psychology	A & P	Ppt, written test
10min	Psychosexual theory	A & P	Ppt , written test
5min	Psychosocial theory	A & P	Ppt, written test
10min	Theory of cognitive development	A & P	Ppt, written test
10min	Classical condition theory	A & P	Ppt, written test
10min	Operant condition theory	A & P	Ppt, written test
5min	Social learning theory	A & P	Ppt, written test
5min	Hierarchy of needs	A & P	Ppt, written test

A: Awareness: Recall, Viva Voce

U: Understanding: Charting(posters), Assignments, chairside discussions

P: Proficiency skills: Practicals, Communication, written tests, independent work under observation

Date: 01/11/2019

Faculty I/C: Dr. Shilpa. G

**Title of the lesson:** DIET AND NUTRITION

**Objective:**

1. Must know about: Basal metabolism and Basal Metabolic Rate  
Recommended Dietary Allowance , Dietary goals
2. Good to knowa about: Specific dynamic action of food  
Energy for physical activity
3. Nice to know about: Food group guide, food guide pyramid

**Key points to be covered:**

1. Basic metabolism and Basic Metabolic Rate
2. Recommended Dietary Allowance
3. Dietary Goals
4. Specific dynamic action of food
5. Energy for physical activity
6. Food group guide
7. Food guide pyramid

**Planning :**

Time	Subtopic	Assessment	Activity
5min	Basic metabolism and Basic Metabolic Rate	A & U	Ppt , charts
5min	Recommended Dietary Allowance	A & U	Ppt , charts
10min	Dietary goals	A & U	Ppt , charts
10min	Specific dynamic action of food	A & U	Ppt , charts
10min	Energy for physical activity	A & U	Ppt , charts
10min	Food group guide	A & U	Ppt , charts
10min	Food guide pyramid	A & U	Ppt , charts

A: Awareness: Recall, Viva Voce

U: Understanding: Charting(posters), Assignments, chairside discussions

P: Proficiency skills: Practicals, Communication, written tests, independent work under observation



Date : 8/11/19

Faculty I/C: Dr. Krishna Priya V

**Title of the lesson:** DIET COUNSELING FOR THE PREVENTION OF DENTAL CARIES

**OBJECTIVES:**

1. Must know about: Principles of diet management
2. Good to know about: diet counseling
3. Nice to know about: calculation of dental health diet score

**Key points to be covered:**

1. Principles of diet management
2. Diet counseling
3. Calculation of dental health diet score
4. Guidelines for counseling
5. Patient and parents motivation

**Planning :**

Time	Subtopic	Assessment	Activity
15min	Principles of diet management	A & U	Ppt, charting
15min	Diet counseling	A & U	Ppt, charting
10min	Calculation of dental health diet score	A & U	Ppt, charting
10min	Guidelines for counseling	A & U	Ppt, charting
10min	Patient and parents motivation	A & U	Ppt, charting

A: Awareness: Recall, Viva Voce

U: Understanding: Charting(posters), Assignments, chairside discussions

P: Proficiency skills: Practicals, Communication, written tests, independent work under observation

Date: 15/11/19

Faculty I/C: Dr. Santosh Kumar. CH

**Title of the lesson: PIT AND FISSURE SEALANT**

Objective:

1. Must know: Morphology and types of pit and fissure
2. Good to know about: Types of pit and fissure sealants, usage  
Clinical techniques of placement
3. Nice to know about: Histopathology of fissure caries  
Current status of pit and fissure sealant

Key points to be covered:

1. Morphology and types of pit and fissures
2. Types of pit & fissure sealant
3. Clinical technique of placement
4. Critical issues regarding pit and fissure sealant
5. Fissure sealant cycle
6. Current status of pit and fissure sealant

Planning:

Time	Subtopic	Assessment	Activity
10min	Morphology and types of pit and fissures	A & U	Ppt, videos
10min	Types of pit & fissure sealant	A & U	Ppt, videos
10min	Clinical technique of placement	A & U	Ppt, videos
10min	Critical issues regarding pit and fissure sealant	A & U	Ppt, videos
10min	Fissure sealant cycle	A & U	Ppt, videos
10min	Current status of pit and fissure sealant	A & U	Ppt, videos

A: Awareness: Recall, Viva Voce

U: Understanding: Charting(posters), Assignments, chairside discussions

P: Proficiency skills: Practicals, Communication, written tests, independent work under observatio

Date: 22/11/2019

Faculty I/C: Dr Santosh Kumar CH

Title of the lesson: PLAQUE CONTROL IN CHILDREN

Objectives:

1. Must know about: Defination of dental plaque  
Methods of plaque control
2. Good to know about: disclosing solution  
Toothbrush modification and current concept  
Techniques of brushing
3. Nice to know about: Guidelines for home oral hygiene

Key points to be covered:

1. Dental plaque
2. Methods of plaque control
3. Disclosing agents
4. Tooth brush
5. Toothbrush modification and current concepts
6. Tooth brushing techniques
7. Tounge cleaning and interdental aids
8. Guidelines for home oral hygiene

Planning:

Time	Subtopic	Assessmet	Activity
5Min	Dental plaque	A & U	Ppt, diagams
10min	Methods of plaque control	A & U	Ppt, diagams
5min	Disclosing agents	A & U	Ppt, diagams
5min	Tooth brush	A & U	Ppt, posters, models
10min	Toothbrush modification and current concept	A & U	Ppt, posters, models
10min	Tooth brushing techniques	A & U	Ppt, posters, models
5min	Tounge cleaning and interdental aids	A & U	Ppt, posters, models
10min	Guidelines for home oral hygiene	A & U	Ppt, posters, models

A: Awareness: Recall, Viva Voce

U: Understanding: Charting(posters), Assignments, chairside discussions

P: Proficiency skills: Practicals, Communication, written tests, independent work under observation



**Date:** 29/11/19

**Faculty I/C:** Dr. Krishna Priya. V

**Title of the lesson:** PLAQUE CONTROL IN DIFFERENTIALLY ABLED CHILD

**Objective:**

1. Must know about: Guidelines for Home oral care of differently abled children
2. Good to know about: Level of caregiver support  
Dental hygiene aid
3. Nice to know about: development of personal oral hygiene program

**Key points to be covered:**

1. Development of personal oral hygiene program
2. Level of caregiver support
3. Oral hygiene aids
4. Guidelines for home oral care

**Planning:**

Time	Subtopics	Assessment	Activity
10min	Development of personal oral hygiene program	A & U	Ppt, videos
10min	Level of caregiver support	A & U	Ppt, videos
20min	Oral hygiene aids	A & U	Ppt, videos
15min	Guidelines for home oral care	A & U	Ppt, videos

A: Awareness: Recall, Viva Voce

U: Understanding: Charting(posters), Assignments, chairside discussions

P: Proficiency skills: Practicals, Communication, written tests, independent work under observation

## TERM II

**Date:** 10/01/20

**Faculty I/C:** Dr. Santosh Kumar.CH

**Title of the lesson:** PREVENTIVE ORTHODONTICS

Objectives:

1. Must know about: Defination of preventive orthodontics, chronology of tooth eruption and shedding
2. Good to know about: procedure undertaken in preventive orthodontics
3. Nice to know about: Newer appliance introduced for prevention orthodontics

Key points to be covered:

1. Defination
2. Parents education
3. Caries control
4. Extraction of supernummeray teeth
5. Frenal attachment management
6. Space management
7. Management of ankylosed teeth

Planning:

Time	Subtopic	Assessment	Activity
5min	Defination	A & U	Ppt, charts
10min	Parents education	A & U	Ppt, videos
5min	Caries control	A & U	Ppt, videos
10min	Extraction of supernummeray teeth	A & U	Ppt, videos
10min	Frenal attachment management	A & U	Ppt, videos
10min	Space maintaince	A & U	Ppt, videos
5min	Management of ankylosed teeth	A & U	Ppt, videos

A: Awareness: Recall, Viva Voce

U: Understanding: Charting(posters), Assignments, chairside discussions

P: Proficiency skills: Practicals, Communication, written tests, independent work under observation

Date: 07/02/20

Faculty I/C: Dr. Santosh Kumar.CH

**Title of the lesson: INTERCEPTIVE ORTHODONTICS**

Objectives:

1. Must know about: definition of interceptive orthodontics
2. Good to know about: procedure undertaken interceptive orthodontics
3. Nice to know about: newer appliance introduced for interception orthodontics

Key points to be covered:

1. Definition and procedure undertaken
2. Serial extraction
3. Correction of developing anterior crossbite
4. Control of abnormal habits
5. Space regaining
6. Interception of skeletal malrelation

Planning:

Time	Subtopic	Assessment	Activity
10min	Definition and procedure undertaken	A & U	Ppt, charts
10min	Serial extraction	A & U	Ppt, charts
10min	Correction of developing anterior crossbite	A & U	Ppt, charts
10min	Space regaining	A & U	Ppt, charts
10min	Interception of skeletal malrelation	A & U	Ppt, charts
10min	Control of abnormal habits	A & U	Ppt, charts

A: Awareness: Recall, Viva Voce

U: Understanding: Charting(posters), Assignments, chairside discussions

P: Proficiency skills: Practicals, Communication, written tests, independent work under observation



Date: 14/02/20

Faculty I/C: Dr.Santosh Kumar. CH

**Title of the lesson:** MYOFUNCTIONAL APPLIANCES

**Objectives :**

1. Must know about: Myofunctional appliance definition, classification, advantages and limitation
2. Good to know about: Individual appliances indication, contraindication and Mode of action
3. Nice to know about : construction of appliances

**Key points to be covered :**

1. Myofunctional appliance definition, classification , advantages and disadvantages
2. Vestibular screen and lip bumper
3. Activator
4. Frankel regulator
5. Bionator
6. Herbst appliance
7. Jasper jumper
8. Twin block appliance

**Planning:**

Time	Subtopic	Assessment	Activity
10min	Myofunctional appliance definition, classification, advantages and disadvantages	A & U	Ppt, charts
10min	Vestibular screen and lip bumper	A & U	Ppt, models
10min	Activator	A & U	Ppt, models
5min	Frankel regulator	A & U	Ppt, models
5min	Bionator	A & U	Ppt, models
5min	Herbst appliance	A & U	Ppt, models
5min	Jasper jumper	A & U	Ppt, models
5min	Twin block appliance	A & U	Ppt, models

A: Awareness: Recall, Viva Voce

U: Understanding: Charting(posters), Assignments, chairside discussions

P: Proficiency skills: Practicals, Communication, written tests, independent work under observation

**Date:** 28/02/20

**Faculty I/C:** Dr. Shilpa. G

**Title of the lesson:** MODEL ANALYSIS

Objectives:

1. Must know about: defination and types of analysis
2. Good to know about: mixed dentition analysis
3. Nice to know about: Digital analysis

Key points to be covered:

1. Huckaba analysis
2. Hixon and old father method
3. Moyers mixed dentition analysis
4. Nance Carey's analysis
5. Total space analysis
6. Tanaka Johnshon analysis

Planning :

Time	Subtopic	Assessment	Activity
10min	Huckaba analysis	A & U	Ppt, model analysis
10min	Hixon and oldfather method	A & U	Ppt, model analysis
10min	Moyers mixed dentition analysis	A & U	Ppt, model analysis
10min	Nance Carey's analysis	A & U	Ppt, model analysis
10min	Total space analysis	A & U	Ppt, model analysis
10min	Tanaka Johnshon analysis	A & U	Ppt, model analysis

A: Awareness: Recall, Viva Voce

U: Understanding: Charting(posters), Assignments, chairside discussions

P: Proficiency skills: Practicals, Communication, written tests, independent work under observation

DATE: 13/03/20

FACULTY I/C: Dr. Santosh Kumar. CH

**Title of Lesson:** STAINLESS STEEL CROWN(SSC)

Objectives :

1. Must know about: What are SSC, indication, contraindications and Complications associated with SSC
2. Good to know : Classification and composition of SSC  
Hall's technique
3. Nice to know : Clinical modification SSC  
Armamentarium used  
Procedures for placement of SSC

Time/Duration : One Hour/60 Mins

Key points to be covered:

1. SSC introduction
2. Indications and contraindications
3. Classification and composition of SSC
4. Halls technique
5. Conventional approach
6. Crimping of the crown
7. Clinical modification of SSC
8. Complication associated with SSC

Planning:

Time	Subtopic	Assessment	Activity
05mins	SSC introduction	A & P	Ppt, written test
10 mins	Indications and contraindications	A & P	Ppt, written test
15mins	Classification and composition of SSC	A & P	Ppt, written test
05mins	Hall's technique	A & U	Ppt, diagram, videos
10mins	Crown preparation	A & U	Ppt, diagrams, videos
05mins	Crimping of the crown	A & U	Ppt, diagrams, videos
05mins	Clinical modification of SSC	A & U	Ppt, diagrams, videos
05mins	Complication associated with SSC	A & U	Ppt, diagrams, videos



Recap: Introduction, indications, contraindication, classification, newer techniques and

Complication associated with SSC

A: Awareness: Recall, Viva Voce

U: Understanding: charting (posters), Assignments, chair side discussions

P: Proficiency Skills: Practical, communication, written tests, independent work under observation

Date: 20/03/20

Faculty I/C: Dr Krishnamurthy K.

**Title of Lesson:** ANTERIORS CROWNS IN PEDIATRIC DENTISTRY

**Objectives:**

1. Must know about: Importance and various options available for restoring primary anterior teeth
2. Good to know about: SSC for anterior and their modification, advantages and disadvantages
  - Bonded crowns, Strip crowns, Shell crowns
3. Nice to know about: Recent development for anterior crowns in Pediatric Dentistry
  - Pedo Jacket, New Millenium, Artglass crowns

Time/ Duration: One hour/ 60mins

**Key points to be covered:**

1. Anterior crowns importance various options available
2. SSC and their modifications advantages and disadvantages
3. Bonded crowns
4. Strips crowns
5. Shell crowns
6. Recent advancement for anterior crowns in pediatric dentistry

**Planning**

Time	subtopic	Assessment	Activity
10mins	Anterior crowns importance and various option available	A & P	Ppt , written test
15mins	SSC and their modifications	A & U	Ppt, diagram, vedios
05mins	Bonded crowns	A & U	Ppt, diagram, vedios
05mins	Strips crowns	A & U	Ppt, diagram, vedios
05mins	Shell crowns	A & U	Ppt, diagram, vedios
10mins	Recent advancement for anterior crowns in pediatric dentistry	A & U	Ppt, diagram, vedios

Recap: anterior crowns –SSC, bonded crowns, Strips crown, Shell crown, Artglass crown, New Millenium crown and pedo jacket crowns

A : Awareness: Recall, Viva Voce,

U: understanding: Charting(poster), Assignments, Chair side discussions

P: Proficiency skills: Practical, communication, written tests, independent work under observation

### TERM - III

Date : 27/03/20

Faculty I/C: Dr Shilpa.G

#### **Title of lesson: PRIMARY ROOT CANAL MORPHOLOGY**

Objective:

1. Must know about: General features of the pulp cavities of deciduous dentition
2. Good to know about: endodontic morphology of individual tooth in deciduous dentition
3. Nice to know : Deviation from normal anatomy

Key points to be covered:

1. General features of pulp cavities
2. Endodontic morphology of individual teeth
3. Deviation from normal morphology

Planning:

Times	Subtopic	Assessment	Activity
15mins	General features of pulp cavities of primary dentition	A & U	Ppt, diagrams, videos
25mins	Endodontic morphology of individual tooth	A & U	Ppt, diagrams, videos
10mins	Deviation from normal anatomy	A & U	Ppt, diagrams, videos
10mins	Endodontic morphology difference between primary and permanent dentition	A & U	Ppt, diagrams, videos

Recap: primary dentition endodontic morphology, clinical significance, difference between primary and permanent dentition

A: Awareness: Recall, Viva Voce,

U: Understanding: charting(Posters), Assignments, Chairside discussions

P: Proficiency skills: Practical, communication, written tests, independent work under observation

**Date:** 03/04/20

**Faculty I/C:** Dr. Krishnamurthy K.

**Title of Lesson plan:** PULP AND PERIAPICAL DISEASES

**Objectives:**

1. Must to know about: General features of pulp, pulpal diseases, periapical lesions
2. Good to know about: Methods for diagnosis
3. Nice to know about: Pain characteristic and pain pathway

**Key points to be covered:**

1. General features of pulp
2. Pulpal diseases
3. Periapical lesions
4. Methods of diagnosis
5. Pain characteristics and pain pathway

**Planning**

Time	Subtopics	Assessment	Activity
10min	General features of pulp	A	Ppt
15min	Pulpal diseases	A & U	Ppt, chairside discussion
15min	Periapical lesions	A & U	Ppt, chairside discussion
10min	Methods of pulpal pathology	A & U	Ppt, videos, diagram
10min	Pain characteristics and pain pathway	A & U	Ppt, diagram

Recap: general features of pulp, pulpal and periapical lesions, methods of diagnosis

A: Awareness: Recall, Viva Voce

U: Understanding: Charting(posters), Assignments, chairside discussions

P: Proficiency skills: Practical , Communication, written tests, independent work under observation



Date: 17/04/20

Faculty I/C: Dr Niharika. S

**Title of lesson:** DIAGNOSTIC PULP TESTING

**Objectives:**

1. Must to know about: Classification of pulp testing, thermal pulp testing, Electric pulp testing, Pulp vitality testing
2. Good to know about: Experimental noninvasive and invasive vitality testing  
Safety concerns of pulp sensibility tests  
Limitation of pulp testing
3. Nice to know about: Recent advancement in pulp testing

**Planning**

Time	subtopics	Assessment	Activity
5min	Classification of pulp testing	A & U	Ppt
10min	Therma pulp testing	A & U	Ppt, videos
10min	Electric pulp testing	A & U	Ppt, videos
5min	Safety concerns of pulp testing	A & U	Ppt, videos
10min	Pulp vitality test	A & U	Ppt, videos
10min	Sensibility test	A & U	Ppt, videos
10min	Recent development in pulp testing	A & U	Ppt, videos

Recap: classification, thermal pulp testing, electric pulp testing, safety concerns, limitations

A: Awareness: Recall, Viva Voce

U: Understanding: Charting(posters), Assignments, chairside discussions

P: Proficiency skills: Practicals, Communication, written tests, independent work under observation

Date: 1/5/20

Faculty I/C: Dr Santosh CH

**Title of lesson:** ENDODONTIC ARMAMENTARIUM

Objectives:

1. Must to know about: Goals of mechanical root canal preparation  
Classification of endodontic instruments  
ISO standardization of endodontic instruments
2. Good to know about: General endodontic instruments  
Exploring, debridment, cleaning endodontic instruments  
Irrigation devices and techniques, obturating instruments
3. Nice to know about: Recent modification of various instruments

Key points to covered:

1. Genral insturments
2. Exploring endodontic instruments
3. Debridment instruments
4. Cleaning and shaping instruments
5. Irrigation devices and techniques
6. Obturating instruments

Planning:

Time	Subtopics	Assessment	Activity
5min	Goals of mechanical root canal prepration	A & P	Ppt, videos
5min	Classification of endodontic instruments	A & P	Ppt, videos
5min	ISO standardization of endodontic instruments	A & U	Ppt, chairside disscussion,videos
5min	Genral endodontic instruments	A & U	Ppt, chairside disscussion,videos
5min	Exploratory instruments	A & U	Ppt, chairside disscussion,videos,
5min	Debridment instruments	A & U	Ppt, chairside disscussion,videos

10min	Cleaning instruments	A & U	Ppt, chairside discussioin,videos
10min	Irrigation devices and techniques	A & U	Ppt, chairside discussioin,videos
10min	Obturation instruments	A & U	Ppt, chairside discussioin,videos

A: Awareness: Recall, Viva Voce

U: Understanding: Charting(posters), Assignments, chairside discussions

P: Proficiency skills: Practicals, Communication, written tests, independent work under observation

Date: 08/5/2020

Faculty I/C: Dr.Krishnamurthy

**Title of the lesson:** PULP THERAPY TO VITAL TEETH

Objective:

1. Must to know about: IPC, DPC, pulpotomy, apexogenesis
2. Good to know about: Various materials available  
Treatment procedures
3. Nice to know about: Recent advancement in materials and treatment procedures

Keywords to be covered:

1. IPC & DPC
2. Pulpotomy
3. Apexogenesis
4. MTA, Biodentine, Platelet Rich plasma (PRP)

Planning:


Time	Subtopic	Assessment	Activity
10min	IPC & DC	A	Ppt
30min	Pulpotomy	A & U	Ppt, videos
10min	Apexogenesis	A & U	Ppt, videos
10min	MTA, Biodentine, Platelet Rich fibrin (PRP)	A & U	Ppt, videos

A: Awareness: Recall, Viva Voce

U: Understanding: Charting (posters), Assignments, chairside discussions

P: Proficiency skills: Practical, Communication, written tests, independent work under observations



  
Principal,  
PRINCIPAL  
Army College of Dental Sciences  
Secunderabad-500 087.