

Clinical Skill Laboratories and Facilities



ARMY COLLEGE OF DENTAL SCIENCES

Chennapur –CRPF Road , Jai Jawaharnagar Post, Secunderabad – 500 087, Telangana

Ph: +914029708384, 9347411942

Website: www.acds.co.in Email : army_c@rediffmail.com

NAAC Accredited 'A' & Certified ISO 9001 : 2015 & ISO 14001 : 2015

List of Preclinical laboratories

Sr No	Year of Study	Subject	Name of Laboratory
1.	BDS 1 st year	Anatomy	1. Cadaver Dissection Lab 2. Histology Lab 3. Osteology Lab 4. Anatomical Specimen Lab
		Physiology	5. Physiology
		Biochemistry	6. Biochemistry
		Dental Anatomy	7. Dental Anatomy
		Dental Material	8. Dental Materials Lab
2.	BDS 2 nd Year	Pharmacology	9. Pharmacology Lab
		General Pathology	10. General Pathology Lab
		Microbiology	11. Microbiology Lab
		Pre-Clinical Prosthodontics	12. Pre- Clinical Prosthodontics Phantom Head Lab

		Pre-Clinical Conservative Dentistry	13.Pre-Clinical Conservative Phantom Head Lab
3.	BDS 3 rd Year	Oral Pathology and Microbiology	14.Oral Pathology and Microbiology Lab
4.	BDS 4 th Year	Prosthodontics	15.Crown and Bridge Lab 16.Ceramic & Cast partial Lab 17. Acrylic Lab
		Conservative and Endodontics	18.Conservative and Endodontics Lab
		Orthodontics	19.Orthodontics Preclinical Lab
		Pedodontics	20.Pedodontics Preclinical Lab
		Oral and Maxillofacial Surgery	21.Oral and Maxillofacial Surgery Lab 22.Advanced Simulation Surgical skills Lab 23. Basic Life Support lab
		Periodontics	24. Periodontics Preclinical Lab

PRINCIPAL
Army College of Dental Science,
Secunderabad-500 087.



Department of Anatomy



ARMY COLLEGE OF DENTAL SCIENCES

Chennapur –CRPF Road , Jai Jawaharnagar Post, Secunderabad – 500 087, Telangana

Ph: +914029708384, 9347411942

Website: www.acds.co.in Email : army_c@rediffmail.com

NAAC Accredited 'A' & Certified ISO 9001 : 2015 & ISO 14001 : 2015

1. Department of Anatomy

Anatomy is a branch of medicine that studies the structure and functions of the human body. This branch of medicine specializes in research and practice of histology tissue processing, cadaveric dissection, museum specimen preparation, cytogenetics and cultivation of tissue cultures. It has four different labs for undergraduate learning.

S.No	Facilities in the Lab of Anatomy	Specification
1	Dissection Hall Cum Museum/ Dissection Lab	To seat 50 students Ventilated with sufficient exhaust fans. And adequate number of glass almirah to store the specimen
2	Cadaver Room	Two storage tanks to store the cadavers Sufficient area to store the formalin, freezer etc.
3	Histology Lab	Tables with granite top and seating, sufficient to seat 30 students
4	Dissection Microscopes	Dissection of specimen or sample

5	Monocular Microscope	Demonstration of histology slides
6	Binocular Microscopes	To identify the specimen or histology slides
7	<p>Osteology & Anatomical Specimen</p> <p>Lab</p> <p>a. Full body skeletal bones</p> <p>b. Head and neck bones set</p> <p>c. Complete Human organs specimen set</p>	<p>a. For demonstration and explanation of body structure</p> <p>b. Identification of head and neck bone structure</p> <p>c. Identification of organs and to identify the body structural parts.</p>



[Signature]
 PRINCIPAL,
 Army College of Dental Sciences
 Secunderabad-500 087.

Department of Physiology



ARMY COLLEGE OF DENTAL SCIENCES

Chennapur –CRPF Road , Jai Jawaharnagar Post, Secunderabad – 500 087, Telangana

Ph: +914029708384, 9347411942

Website: www.acds.co.in Email : army_c@rediffmail.com

NAAC Accredited 'A' & Certified ISO 9001 : 2015 & ISO 14001 : 2015


2. Department of Physiology

Physiology is related to the function of organs and organ systems, and how they work within the body to respond to challenges.

S.No	Facilities in the Lab of Anatomy	Specification
1	Microscopes	Monocular
2.	Stage Incubator	It is used for slides of micro organisms.
3	Westergen's Pipettes For E.S.R. on Stand	Stands Westergren's Tubes -
4	Winrobes Pipettes	For PVC to draw blood
5.	Haemo Giobinometer, Sahli's	Haemoglobin Estimation
6.	Haemocytometers	For Red Blood Cell and White Blood Cell Count
7.	Sphygmomanometer	Blood pressure measurement- 15

8.	Stethoscopes	For auscultation
9.	Refrigerator	For chemicals, blood group – 01
10	Stop Watches	Bleeding time and Clotting time measurement
11	Ph Meter	To check the ph. of liquids to classify as acidic or basic
12	Analytical Balance	Weighing of chemicals
13	Centrifuge R4c & R8c	To separate plasma from other blood components , to make platelet rich factor
14	Blood Cell Counters	Count Differential leukocyte
15	Haematocrit Tubes	For clotting time and Packed Cell volume




 PRINCIPAL
 Army College of Dental Sciences
 ecunderabad-500 087.

Department of Biochemistry



ARMY COLLEGE OF DENTAL SCIENCES

Chennapur –CRPF Road , Jai Jawaharnagar Post, Secunderabad – 500 087, Telangana

Ph: +914029708384, 9347411942

Website: www.acds.co.in Email : army_c@rediffmail.com

NAAC Accredited 'A' & Certified ISO 9001 : 2015 & ISO 14001 : 2015

3. Department of Biochemistry

The Biochemistry department is involved in Undergraduate teaching for medical students. It is a laboratory-based science combining biology and chemistry. Biochemists study the structure, composition, and chemical reactions of substances in living systems and, in turn, their functions and ways to control them.

S.No	Facilities in the Lab of Biochemistry	Specification
1	Glass Wares	Test tube/beaker/ measuring cylinder /glass rod/funnel/Amber bottle/plane bottle
2	Micro pipettes	Measuring reagents
3	Water bath	To store sterile water
4	Distillation Apparatus	Supply of distilled water
5	Colorimeter	For quantitative analysis

6	Microscopes	Examination of microscopic organisms
7	Electrophoretic Apparatus	To differentiate between different antibodies
8	Urinometer	Urine specific gravity and ph
9	Centrifuge	for sample separation
10	Incubator	To grow microbial culture



[Signature]
 PRINCIPAL
 Army College of Dental Sciences
 Secunderabad-500 087.

Dental Anatomy and Histology



ARMY COLLEGE OF DENTAL SCIENCES

Chennapur –CRPF Road , Jai Jawaharnagar Post, Secunderabad – 500 087, Telangana

Ph: +914029708384, 9347411942


Website: www.acds.co.in Email : army_c@rediffmail.com

NAAC Accredited 'A' & Certified ISO 9001 : 2015 & ISO 14001 : 2015

4. Dental Anatomy and Histology

S.No	Facilities in the Lab of Dental Anatomy and Histology	Specification
1	Lecron Carver	To Carve the teeth from soap/wax
2	Wax Blocks	For Carving out all permanent teeth
3	Metal/Plastic Scale	For accurate measurements of the carved teeth
4	Macintosh Sheets	Rubber sheets to be spread while carving the teeth to collect shavings
5	Slides and Slide boxes	To Examine different anatomical tissues of teeth
6	Microscope	To demonstrate and explain histology of dental tissues under magnification
7.	Television	To show slides to all batch by connecting to the microscope
8	LCD Monitor	For Connecting to the TV for projection




PRINCIPAL
Army College of Dental Sciences
ecunderabad-500 087.

Dental Materials



ARMY COLLEGE OF DENTAL SCIENCES

Chennapur –CRPF Road , Jai Jawaharnagar Post, Secunderabad – 500 087, Telangana

Ph: +914029708384, 9347411942

Website: www.acds.co.in Email : army_c@rediffmail.com


NAAC Accredited 'A' & Certified ISO 9001 : 2015 & ISO 14001 : 2015

5. Dental Materials

S.No	Facilities in the Lab of Dental Materials	Specification
1	Dental Plaster/ Stone Dispenser	Unident, To create moulds for dental casts including dentures and dental prosthesis.
2	Model Trimmer	Unident, for trimming gypsum and refractory casts.
3	Micromotor	Marathon, need to fill the requirements for compactness, high power density, high acceleration and light weight.
4	Bowl and spatulas	To mix dental materials such as Alginate impression material, dental stone and dental plaster
5	Glass Slabs	Mixing the dental material such as zinc

		phosphate cement, Zinc Oxide eugenol cement and Zinc Oxide Impression material
6	Cement mixing Spatula	Mixing the dental material such as zinc phosphate cement, Zinc Oxide eugenol cement and Zinc Oxide Impression material
7	Agate Spatula	Mixing Porcelain material




 PRINCIPAL
 Army College of Dental Sciences
 Secunderabad-500 087.

Department of Pharmacology



ARMY COLLEGE OF DENTAL SCIENCES

Chennapur –CRPF Road , Jai Jawaharnagar Post, Secunderabad – 500 087, Telangana

Ph: +914029708384, 9347411942

Website: www.acds.co.in Email : army_c@rediffmail.com

NAAC Accredited 'A' & Certified ISO 9001 : 2015 & ISO 14001 : 2015

6. Department of Pharmacology


This is the preclinical department which encompasses drug composition and properties, synthesis and drug design, molecular and cellular mechanisms, organ/systems mechanisms, signal transduction/cellular communication, molecular diagnostics, interactions, chemical biology, therapy, and medical applications and antipathogenic capabilities. The two main areas of pharmacology are pharmacodynamics and pharmacokinetics.

S.No	Facilities in the Lab of Pharmacology	Specification
	GLASS WARE	
1	Beakers	For storage and dispensing chemicals 50/100/250/500ml
2	China Dish	For evaporating and carrying out chemical experiments
3	Conical Flask	Hold and measure chemical liquid samples
4	Funnel	Measuring chemical liquid samples 50/65/75 mm
5	Glass Rod Medium/Small	For mixing various chemicals

6	Measuring Cylinder	5/10/25/50/100ml
7	Measuring Cylinder 250ml and 500ml	Measuring and dispensing liquids
8	Mortar and Pestle	Glass& Porcelain to grind, mash or crush various ingredients
9	Pasteur pipette pack of 100	Measuring specific quantity for experiments
10	Pipette 1 ml, 2ml and 5 ml	For pipetting specific amount of liquid
11	Reagent bottle with lid – Narrow Mouth and Wide Mouth	Amber(NMA) 125/250/500 ml, intended to contain chemicals in liquid or powder form for labs
12	Test Tubes (Medium)	Holding the chemicals
13	Petri dish	Incubation of micro-organisms in labs
14	Wash Bottle	Distilled water
15	Dropper Bottle	Carry and drop chemicals
16	Transparent Dispensing Box	To dispense the powder form of chemicals
17	Dispensing Balance	To measure the chemicals for accurate quantity
18	Dispensing Weight box	To weigh the chemicals
19	Electronic balance	To weigh the powder form of chemicals
20	Mechanical pipette	For measuring the liquid chemicals

21	Sensitive Balance (Shimadzu)	Used for extremely precise measurements
22	Spirit lamp	For reactions needing the heat as catalyst
23	Test Tube Holders	To hold the test tubes against heat
24	Test Tube Stand	To hold the test tubes against heat
25	Water bath	To dissolve the paraffin wax
26	Wax paper bundles	For packing of powder / paste or paraffin wax




 PRINCIPAL
 Army College of Dental Sciences
 ecunderabad-500 087.

Department of Microbiology



ARMY COLLEGE OF DENTAL SCIENCES

Chennapur –CRPF Road , Jai Jawaharnagar Post, Secunderabad – 500 087, Telangana

Ph: +914029708384, 9347411942

Website: www.acds.co.in Email : army_c@rediffmail.com

NAAC Accredited 'A' & Certified ISO 9001 : 2015 & ISO 14001 : 2015


7. Department of Microbiology

Clinical microbiology is defined as a branch of science dealing with the interrelation of macro-organisms and microorganisms with their host under normal and pathological conditions along with the dynamics of the infectious process with the aim of arriving at a complete cure through the appropriate use of various antibiotics to inhibit or kill the isolated microorganisms.

	Facilities in the Lab of Microbiology	Specification
1.	Microscopes monocular	Examination of micro-organisms for students
2.	Microscope binocular	Examination of microorganisms for research purposes
3.	Incubator	
4.	Double Door Refrigerator	Maintaining Cultures
5	Autoclave (Small)	Sterilisation
6	Electronic Balance	To weigh the powder form of chemical

7	Water Bath	To dissolve the paraffin wax
8	Anaerobic Jar	Growth of anaerobic microorganisms
9	Centrifuge	Separation of serum and plasma
10	Bio Safety Cabinet	Storage of chemicals
11	Hot Air Oven	Sterilisation
12	Hot Plate	Electrical For Heating




 PRINCIPAL
 Army College of Dental Sciences
 Secunderabad-500 087.

Department of Pathology



ARMY COLLEGE OF DENTAL SCIENCES

Chennapur –CRPF Road , Jai Jawaharnagar Post, Secunderabad – 500 087, Telangana

Ph: +914029708384, 9347411942

Website: www.acds.co.in Email : army_c@rediffmail.com

NAAC Accredited 'A' & Certified ISO 9001 : 2015 & ISO 14001 : 2015

8. Department of Pathology


General pathology is a specialty concerned with all aspects of laboratory investigation in health and disease that focuses on the causes, manifestations and diagnosis of disease.

	Facilities in the Lab of Pathology	Specification
	GLASS WARE	
1	Test tubes	To pour chemicals and storage of chemicals
2	Glass pipette	For measurement of liquid 1ml,2ml,10ml
3	Conical flask	For measuring and storing of liquid chemicals
4	Coupling Jar	For staining of specimens
5	Wintrobe tubes	To calculate Packed cell volume
6	Dropper bottles	Staining

7	Capillary tubes	Calculate clotting time
8	RBC pipette	For diluting blood to count Red blood cells
9	Glass rods	Mixing the sample
10	Micropipettes	To measure the small quantity of samples
11	Hemometer pipette	To dilute the blood for experiments
12	INSTRUMENTS	
13	Microscopes	For identification of microorganisms and studying the tissues
14	Incubator	To incubate samples
15	Hemocytometer	To check red blood cell and white blood cell count
16	Hemometer	For Haemoglobin estimation
17	Electronic weigh scale	Weighing the powder form of chemical
18	ESR stand	To keep the ESR tubes
19	Laboratory thermometer	To measure the room temperature
20	Counting chamber	To Count red blood cells and white blood cells , platelets
21	Sphygmomanometer	Measuring the blood pressure
22	Lancets	To pierce the finger to draw blood sample

23	Stethoscope	For auscultation of chest , breathing sounds
----	-------------	--




PRINCIPAL
Army College of Dental Sciences
ecunderabad-500 087.

**Department of Prosthodontics
And Crown & Bridge**



ARMY COLLEGE OF DENTAL SCIENCES

Chennapur –CRPF Road , Jai Jawaharnagar Post, Secunderabad – 500 087, Telangana

Ph: +914029708384, 9347411942

Website: www.acds.co.in Email : army_c@rediffmail.com

NAAC Accredited 'A' & Certified ISO 9001 : 2015 & ISO 14001 : 2015

9. Department of Prosthodontics and Crown & Bridge

The department mainly deals with the replacement of missing teeth and associated structure and thus serves the oral health needs of people by restoring the function of teeth. The department is well equipped with multiple labs which include Pre-clinical lab, Crown and bridge lab, Acrylic lab consisting of sophisticated equipment and material like induction casting machines, Phantom heads.

	Facilities in the Pre-Clinical Lab of Prosthodontics and Crown and Bridge, Acrylic Lab	Specification and Usage
1	Semi adjustable articulator	With face bow
2	Extra oral/intra oral tracer	Height tracer for balanced occlusion
3	Dewaxing unit	Unident for dewaxing of Complete / Partial Removable Denture Fabrication
4	Curing unit	From unident for Acrylization
5	Dental casting machine	Bego, Casting
6	Wax burnout furnace	Unident , casting
7	Pre heating furnace	Unident , casting
8	Surveying unit	Williams, Removable Partial Denture Surveying
9	Heavy duty hand piece	Lab micromotors
10	Needle burner with syringe cutter	Bio plus, Destroy the used needles
11	Plaster Dispenser	One each for plaster and stone plaster

12	Model Trimmer with Carborandum Disc	Confident, used for cast trimming
13	Model Trimmer with Diamond Disc	Confident, used for cast trimming
14	Acrylizer	Unident , for curing the dentures
15	Lathe	Unident , trimming for Complete and removable partial denture
16	Deflasking unit	Unident, curing process
17	Dewaxing unit	Unident , for dewaxing during suring process of the dentures
18	Hydraulic Press	Confident for flasking of complete and removable partial dentures
19	Mechanical Press	Unident, for denture fabrication
20	Vacuum mixing machine	Confident, mixing the dental stone and plaster of Paris
21	Curing pressure pot	Confident, curing of dentures
22	Phantom heads	Confident, Pre-clinical exercises
23	Geysar	Bajaj for hot water
24	Pre-clinical working tables	Gas connection & bunson burner
25	Hot water sterilizer	Compound bath



[Signature]
PRINCIPAL
 Army College of Dental Sciences
 Secunderabad-500 087.

Ceramic and Cast Partial Laboratory



ARMY COLLEGE OF DENTAL SCIENCES

Chennapur –CRPF Road , Jai Jawaharnagar Post, Secunderabad – 500 087, Telangana

Ph: +914029708384, 9347411942

Website: www.acds.co.in Email : army_c@rediffmail.com

NAAC Accredited 'A' & Certified ISO 9001 : 2015 & ISO 14001 : 2015

10. Ceramic and Cast Partial Laboratory

S.No	Facilities in the Lab of Ceramic and Cast Partial Work	Specification
1	Plaster Dispensor	One each for plaster and stone plaster
2	Duplicator	Duplicating casts for complete dentures
3	Pindex System	Pindex, Die pins hole placement
4	Circular saw	Preparation of dyes from casts
5	Burn out furnace	Unident , for Dewaxing during casting
6	Sandblasting machine	With two containers, cast sandblasting
7	Model Trimmer with Carborandum disc	Confident, used for cast trimming
8	Model Trimmer with Diamond disc	Confident, used for cast trimming
9	Induction casting machine	Bego, casting
10	Programmable porcelain furnace with vacuum pump with instrument kit and material kit	Ivoclar, IPS, for porcelain layering on cast crown
11	Spot welder with soldering, attachment of cable	Welding of joints in cast and metal parts
12	Vacuum mixing machine	Confident, mixing stone and plaster
13	Steam Cleaner	Unident, Cleaning the cast during dewaxing
14	Spindle Grinder 24,000 RPM with vacuum suction	Unident, Confident, Trimming of cast crowns
15	Wax heater	Heating wax for wax pattern
16	Wax carver	Carving wax pattern

17	Curing pressure pot	Confident, curing of dentures
18	Milling machine	Milling parts , Amman Girbach
19	Heavy duty lathe with suction	Unident, trimming of complete and partial removable dentures
20	Preheating furnace	Unident, heating of investment during casting
21	Palatal trimmer	Unident, trimming of palatal and maxillary parts of the dentures
22	Ultrasonic cleaner	Cleaning of cast metal with 5 liters capacity
23	Composite curing unit	Curing of composite
24	Micro surveyor	Surveyors of implant parts



[Signature]
 PRINCIPAL
 Army College of Dental Sciences
 Secunderabad-500 087.

**Department of Conservative
Dentistry and Endodontics**



ARMY COLLEGE OF DENTAL SCIENCES

Chennapur –CRPF Road , Jai Jawaharnagar Post, Secunderabad – 500 087, Telangana

Ph: +914029708384, 9347411942

Website: www.acds.co.in Email : army_c@rediffmail.com

NAAC Accredited 'A' & Certified ISO 9001 : 2015 & ISO 14001 : 2015


11. Department of Conservative Dentistry and Endodontics

The Department of Conservative Dentistry & Endodontics consists of two specialties Conservative dentistry & Endodontics. Conservative Dentistry deals with the treatment and rehabilitation of diseased, defective or decayed tooth. It also includes Cosmetic / Aesthetic corrections of teeth. Endodontics deals with root canal treatment, endodontic surgery and related treatments.

S.No	Facilities in the Lab of Conservative Dentistry and Endodontics	Specification
1	Rubber dam kits	Ora Craft, isolation for various restorative procedures
2	Restorative instruments kits	Hufriedy, for restorations (composite and Glass Ionomer Cement)
3	R.C.T. instrument kits	Mtuw/Protaper Universal and Protaper GDD, for root canal treatment
4	Amalgamator	Model DB 338, With Autoclave proportion, Autoclave dispenser
5	Pulp Tester-Digital	Parkell, checking the vitality of teeth
6	Apex Locator	Proper II , locating the apex for root canal treatment
7	Glass bead sterilizers	Confident, for sterilization of root canal instruments and burs
8	Plaster dispensers	Orien, to dispense
9	Intra-oral X-ray Unit	Newton, Intra oral peri apical x ray unit with Proper radiation safety
10	Endo motor	With torque control for bio mechanical

		preparation in root canal treatment
11	Phantom Lab Unit	Phantom Table fitted with Halogen Operating Light Phantom Head body type neck joint




PRINCIPAL
Army College of Dental Sciences
ecunderabad-500 087.

**Department of Oral Pathology
and Microbiology**



ARMY COLLEGE OF DENTAL SCIENCES

Chennapur –CRPF Road , Jai Jawaharnagar Post, Secunderabad – 500 087, Telangana

Ph: +914029708384, 9347411942

Website: www.acds.co.in Email : army_c@rediffmail.com


NAAC Accredited 'A' & Certified ISO 9001 : 2015 & ISO 14001 : 2015

12. Department of Oral Pathology and Oral Microbiology

Oral and Maxillofacial Pathology is the specialty of dentistry and discipline of pathology that deals with the nature, identification, and management of diseases affecting the oral and maxillofacial regions.

	Facilities in the Lab of Oral pathology and Microbiology	Specification
1	Slides	Med Aid India, for viewing under microscope
2	Slides Boxes	Med Aid India, storing the glass slides
3	Microscopes	Mono ocular, Binocular, Light microscope
4	Microtome	Semi automatic for slide preparation
5	Wax bath	Thermostatic
6	Water bath	Thermostatic
7	Adequate slides projection system	Trinocular microscope with camera attachment




PRINCIPAL
Army College of Dental Sciences
Secunderabad-500 087.

Department of Orthodontics and Dentofacial Orthopaedics



ARMY COLLEGE OF DENTAL SCIENCES

Chennapur –CRPF Road , Jai Jawaharnagar Post, Secunderabad – 500 087, Telangana

Ph: +914029708384, 9347411942

Website: www.acds.co.in Email : army_c@rediffmail.com

NAAC Accredited 'A' & Certified ISO 9001 : 2015 & ISO 14001 : 2015


13. Department of Orthodontics and Dentofacial Orthopedics

Orthodontics is a branch of dentistry that treats malocclusion, a condition in which the teeth are not correctly positioned.

S . No	Facilities in the Lab of Orthodontics	Specification
1	Plaster dispenser	One each for plaster and stone plaster
2	Vibrator	Single tray <u>Unident</u> , for smooth mixing <u>of plaster</u>
3	Model Trimmer	Double disc , Unident for trimming the dental casts
4	Micromotor –	heavy duty for trimming the acrylic models
5	Lathe	Unident
6	X-ray viewers	Single screen large size
7	OPG with cephalostat	If available in radiology its is adequate.
8	Welders	Jaypee, Single Electrode
9	Blue Torch	Butane gas , self contained
10	Base Formers	Jaypee, small medium and large base formers
11	Typodont	Unident, double jaw
12	Set of Pliers	Jaypee Stainless Steel for wire bending exercises
13	Welder with soldering attachments	Jaypee, Multiple Electrodes with foot control for welding the wire
14	Hydro solder	Survox,

15	Typhodont articulator	With metal teeth wax rim of Class I, II, III
16	Pressure moulding machine	Schen Dencent
17	Soldering torch	Butane gas , Self Contained




PRINCIPAL
Army College of Dental Sciences
Secunderabad-500 087.

**Department of Paedodontics
and Preventive Dentistry**



ARMY COLLEGE OF DENTAL SCIENCES

Chennapur –CRPF Road , Jai Jawaharnagar Post, Secunderabad – 500 087, Telangana

Ph: +914029708384, 9347411942

Website: www.acds.co.in Email : army_c@rediffmail.com


NAAC Accredited 'A' & Certified ISO 9001 : 2015 & ISO 14001 : 2015


14. Department of Pedodontics and Preventive Dentistry

Division of Pedodontics and Preventive Dentistry deals with diagnosis and treatment of oral and dental diseases in children up to 14 years of age and those with special health care needs

S . No	Facilities in the Lab of Paediatric and Preventive Dentistry	Specification
1	Amalgamator	Dentomat, Compact, Degussa Dental for mixing the silver and mercury to make amalgam restoration
2	Pulp Tester-Digital	Digi test, Digital , Automatic pulp tester, for checking the vitality of teeth
3	Rubber dam kit for Pediatric patients	Ora Craft, Wingless complete kit paedo, isolation of teeth
4	Apex locator	Ray apex 6 th generation
5	Endo motor	With torque control HPs
6	Injectable gutta percha with condensation	Denzoi, DYGP, Cardless GP obturation system for filling the root canal treated

		teeth
7	Radiovisiography	Digital intra X-ray system with Pedo sensor and software
8	Intra Oral Camera	With high resolution
9	Scaling instruments	Complete sets anterior and posterior supragingival for oral prophylaxis
10	Restorative instruments	Restorative instruments for composite and GIC
11	Extraction forceps	Pedo Forceps complete sets
12	Intra-oral X-ray	Care Stream, Kodak RVG 5200 (1 Size)
13	Automatic Developer	DenMed- XP 05, X ray film processor
14	Model Trimmer	With diamond disc




PRINCIPAL
 Army College of Dental Sciences
 Secunderabad-500 087.

**Department of Oral and
Maxillofacial Surgery**



ARMY COLLEGE OF DENTAL SCIENCES

Chennapur –CRPF Road , Jai Jawaharnagar Post, Secunderabad – 500 087, Telangana

Ph: +914029708384, 9347411942

Website: www.acds.co.in Email : army_c@rediffmail.com


NAAC Accredited 'A' & Certified ISO 9001 : 2015 & ISO 14001 : 2015

15. Department Of Oral and Maxillofacial Surgery

The department provides training to undergraduates with facilities of Pre-clinical lab, Advanced simulation lab and Basic Life Support lab which improves their surgical skills.

S . No	Facilities in the Lab of Oral and Maxillofacial surgery	Specification
1	3-0 silk suture	Suture:3-0 NW 5003, Mersilk (Braided Silk Black), Needle Ethiprime 16mm , 3/8 needle, Cutting
2	Needle Holder	GDC Needle Holder, Mayo Heager- Straight (18cm)
3	Erich Arch	Orthomax , Material Stainless Steel, Lot-130701, REF- 034.001
4	Stainless steel wire	Orthomax 26/24 GAUGE
5	Wire Twister	GDC Stainless Steel
6	Wire Cutter	GDC Stainless Steel




PRINCIPAL
Army College of Dental Sciences

Department of Periodontology



ARMY COLLEGE OF DENTAL SCIENCES

Chennapur –CRPF Road , Jai Jawaharnagar Post, Secunderabad – 500 087, Telangana

Ph: +914029708384, 9347411942

Website: www.acds.co.in Email : army_c@rediffmail.com


NAAC Accredited 'A' & Certified ISO 9001 : 2015 & ISO 14001 : 2015

16. Department of Periodontology

The department of Periodontics provides training in suturing skills for flap surgery on dental casts.

S.No	Facilities in Periodontics lab	Specification
1	Dental casts	Dental stone, molds for maxillary and mandibular archs
2	Suture materials	3-0 silk spool, reverse cutting needles of 18no.
3	Mcintosh sheet	2x3 feet in size
4	Suture cutting scissors	Stainless Steel




Principal
PRINCIPAL
Army College of Dental Sciences
Secunderabad-500 087.

**Facilities available for
Simulation-based Training
& Geotagged Photographs**



ARMY COLLEGE OF DENTAL SCIENCES


Chennapur –CRPF Road , Jai Jawaharnagar Post, Secunderabad – 500 087, Telangana

Ph: +914029708384, 9347411942


Website: www.acds.co.in Email : army_c@rediffmail.com

NAAC Accredited 'A' & Certified ISO 9001 : 2015 & ISO 14001 : 2015

Basic life support simulation lab



Students learning cardiopulmonary resuscitation technique on mannequin



Students learning airway management on mannequin



[Signature]
Principal
PRINCIPAL
Army College of Dental Sciences
Secunderabad-500 087.



ARMY COLLEGE OF DENTAL SCIENCES

Chennapur –CRPF Road , Jai Jawaharnagar Post, Secunderabad – 500 087, Telangana

Ph: +914029708384, 9347411942

Website: www.acds.co.in Email : army_c@rediffmail.com

NAAC Accredited 'A' & Certified ISO 9001 : 2015 & ISO 14001 : 2015

Assessment processes and tools used for Clinical Skills Lab

S. No	Name of Laboratory	Assessment Method
1.	Cadaver Dissection Lab	<ul style="list-style-type: none">• Log books• Viva voce• Sharing learning experiences• Simulation based learning• Skill workshops
2.	Histology Lab	<ul style="list-style-type: none">• Log books• Electronic health records• Viva voce
3.	Osteology Lab	<ul style="list-style-type: none">• Log books• Short-term internships in dental practices• Viva voce• Sharing learning experiences• Simulation based learning• Haptic feedback on different models
4.	Anatomical Specimen Lab	<ul style="list-style-type: none">• Log books• Viva voce• Haptic feedback on different models
5.	Physiology	<ul style="list-style-type: none">• Log books• Viva voce• Simulation based learning

		<ul style="list-style-type: none"> • Haptic feedback on different models
6.	Biochemistry	<ul style="list-style-type: none"> • Log books • Viva voce
7.	Dental Anatomy	<ul style="list-style-type: none"> • Log books • Table clinics • Viva voce • Seminars • Simulation based learning • Haptic feedback on different models
8.	Dental Materials Lab	<ul style="list-style-type: none"> • Log books • Experiential learning tools • Viva voce • Simulation based learning • Skill workshops • Haptic feedback on different models
9.	Pharmacology Lab	<ul style="list-style-type: none"> • Log books • Viva voce
10.	General Pathology Lab	<ul style="list-style-type: none"> • Log books • Viva voce • Seminars • Kinesthetic learning tools
11.	Microbiology Lab	<ul style="list-style-type: none"> • Log books • Viva voce • Seminars
12.	Pre- Clinical Prosthodontics	<ul style="list-style-type: none"> • Chair side work place based assessment • Log books • Experiential learning tools

	Phantom Head Lab	<ul style="list-style-type: none"> • Viva voce • Seminars • Simulation based learning • Skill workshops • Kinesthetic learning tools • Haptic feedback on different models
13.	Pre-Clinical Conservative Phantom Head Lab	<ul style="list-style-type: none"> • Chair side work place based assessment • Log books • Experiential learning tools • Viva voce • Seminars • Simulation based learning • Skill workshops • Kinesthetic learning tools • Haptic feedback on different models
14.	Oral Pathology and Microbiology Lab	<ul style="list-style-type: none"> • Chair side work place based assessment • Log books • Experiential learning tools • Viva voce • Seminars
15.	Crown and Bridge Lab	<ul style="list-style-type: none"> • Chair side work place based assessment • Electronic health records • Log books • Experiential learning tools • Viva voce • Seminars • Simulation based learning • Skill workshops • Kinesthetic learning tools

		<ul style="list-style-type: none"> • Haptic feedback on different models
16.	Ceramic & Cast partial Lab	<ul style="list-style-type: none"> • Chair side work place based assessment • Electronic health records • Log books • Experiential learning tools • Viva voce • Seminars • Simulation based learning • Skill workshops • Kinesthetic learning tools • Haptic feedback on different models
17.	Acrylic Lab	<ul style="list-style-type: none"> • Chair side work place based assessment • Electronic health records • Log books • Experiential learning tools • Viva voce • Seminars • Simulation based learning • Skill workshops • Kinesthetic learning tools • Haptic feedback on different models
18.	Conservative and Endodontics Lab	<ul style="list-style-type: none"> • Chair side work place based assessment • Log books • Electronic health records • Short-term internships in dental practices • Table clinics • Experiential learning tools • Viva voce


		<ul style="list-style-type: none"> • Seminars • Group discussions in community dynamics • Sharing learning experiences • Communicating health determinants to the community • Simulation based learning, skill workshops • Kinesthetic learning tools • Haptic feedback on different models
19.	Orthodontics Preclinical Lab	<ul style="list-style-type: none"> • Chair side work place based assessment • Log books • Electronic health records • Short-term internships in dental practices • Table clinics • Experiential learning tools • Viva voce • Seminars • Group discussions in community dynamics • Sharing learning experiences • Communicating health determinants to the community • Simulation based learning, skill workshops • Kinesthetic learning tools • Haptic feedback on different models
20.	Pedodontics Preclinical Lab	<ul style="list-style-type: none"> • Chair side work place based assessment • Log books • Electronic health records • Short-term internships in dental practices • Table clinics • Experiential learning tools

		<ul style="list-style-type: none"> • Viva voce • Seminars • Group discussions in community dynamics • Sharing learning experiences • Communicating health determinants to the community • Simulation based learning, skill workshops • Kinesthetic learning tools • Haptic feedback on different models
21.	Oral and Maxillofacial Surgery Lab	<ul style="list-style-type: none"> • Chair side work place based assessment • Log books • Electronic health records • Short-term internships in dental practices • Table clinics • Experiential learning tools • Viva voce • Seminars • Group discussions in community dynamics • Sharing learning experiences • Communicating health determinants to the community • Simulation based learning, skill workshops • Kinesthetic learning tools • Haptic feedback on different models
22.	Advanced Simulation Surgical skills Lab	<ul style="list-style-type: none"> • Chair side work place based assessment • Log books • Electronic health records • Short-term internships in dental practices • Table clinics

		<ul style="list-style-type: none"> • Experiential learning tools • Viva voce • Seminars • Group discussions in community dynamics • Sharing learning experiences • Communicating health determinants to the community • Simulation based learning, skill workshops • Kinesthetic learning tools • Haptic feedback on different models
23.	Basic Life Support lab	<ul style="list-style-type: none"> • Chair side work place based assessment • Log books • Electronic health records • Short-term internships in dental practices • Table clinics • Experiential learning tools • Viva voce • Seminars • Group discussions in community dynamics • Sharing learning experiences • Communicating health determinants to the community • Simulation based learning, skill workshops • Kinesthetic learning tools • Haptic feedback on different models
24.	Periodontics Preclinical Lab	<ul style="list-style-type: none"> • Chair side work place based assessment • Log books • Electronic health records • Short-term internships in dental practices

		<ul style="list-style-type: none">• Table clinics• Experiential learning tools• Viva voce• Seminars• Group discussions in community dynamics• Sharing learning experiences• Communicating health determinants to the community• Simulation based learning, skill workshops• Kinesthetic learning tools• Haptic feedback on different models
--	--	--




Principal
PRINCIPAL
Army College of Dental Sciences
Secunderabad-500 087.



ARMY COLLEGE OF DENTAL SCIENCES

Chennapur –CRPF Road , Jai Jawaharnagar Post, Secunderabad – 500 087, Telangana

Ph: +914029708384, 9347411942

Website: www.acds.co.in Email : army_c@rediffmail.com

NAAC Accredited 'A' & Certified ISO 9001 : 2015 & ISO 14001 : 2015

List of training programs conducted in clinical skill labs / Simulation Centre

Academic Year	Name of Programme
2020-2021	<ol style="list-style-type: none">1. Virtual Reality Of Digital Dentistry In Your Practice2. Lecture And Demonstration Of Carving Skills3. Perio Ace -Implant In Periodontist Perspective And Impression Techniques4. Workshop On BLS And Medical Emergencies In Dental Practice5. PEDO-EZY – Lecture and Hands-on Course on Preformed Space Maintainers and Zirconia Crowns
2019-2020	<ol style="list-style-type: none">1. Inhalational Nitrous Oxide Sedation- Lecture & Hands On Workshop2. Lecture On Emergency Management of Anaphylactic Reactions- MDS And BDS3. International Guest Lecture And Demo Workshop On Implantology4. Workshop on Short implants by BICON




Principal

Principal
Army College of Dental Sciences
Secunderabad-500 087.